

Three and four pole contactors 9 to 105A (AC3) 25 to 140A (AC1)

- Control circuit: Alternating current up to 690V
Direct current up to 440V
- Terminal numbering in accordance with EN 50005 and EN 50012
- Fixing by clipping onto 35mm DIN rail EN 50022-35 or by screws
- Screws protected against accidental contact in accordance with VDE 0106 T.100, VBG4.
- Ring terminal version
- Three coil terminals
- Mounting possibilities of front/side instantaneous auxiliary contact blocks, timed auxiliary contact blocks, mechanical latch, transient suppressor block and interface modules.
- Degree of protection: IP20 to CL00 ... CL02
IP10 to CL25 ... CL10
- Maximum number of auxiliary contacts: 4 for CL00 ... CL25
6 for CL04 ... CL45
8 for CL06 ... CL10

Standards

IEC/EN 60947-1	CSA 22.2/14
IEC/EN 60947-4-1	NFC 63-110
IEC/EN 60947-5-1	ASE 1025
EN 50005	VDE 0660/102
UL 508	CENELEC HD 419
NEMA ICS 1	
BS 5424 & 775	

Approvals



Order codes ● pg. A.53
 Auxiliary contact blocks ● pg. A.57
 Accessories ● pg. A.58
 Technical data ● pg. A.91
 Terminal numbering ● pg. A.99
 Dimensions ● pg. A.112

Standard voltages

To complete the catalogue number, replace the symbol ♦ by the code corresponding to the voltage and frequency of the control circuit.

Alternating current (V). Dual-frequency coil

♦	1	2	9	3	4	5	6	7	13	8	15
AC	24	42	48	110	120	220	230	240	400	440	480
50/60Hz				115							

Alternating current (V).

♦	E	K	L	N	T	U	W	Y	Z
AC	32	127		220		380	415	500	660
50Hz				230		400			690
AC			208	277	380	480	460	600	
60Hz									

Direct current (V)

For contactors type CL...D / Operating limits: 0.80 ... 1.10 x Us

♦	B	D	E	F	G	H	I	J	K	N	P	R	T	X
Voltage	12	24	36	42	48	60	72	110	120	220	230	240	250	440
								125						

Coil with electronic module for contactors CL...E (can also be used with alternating current)

♦	D	F	H	J	N	Y
Voltage	24	42	60	110	220	440
	28	48	72	125	250	

Direct current (V). Coil with wide voltage range (0.70 ... 1.30 x Us)

For contactors type CL...D

♦	WB	WD	WE	WF	WG	WH	WI	WJ	WK	WN	WP	WR	WT	WX
DC	12	24	33	42	48	60	72	110	125	220	230	240	250	440

Maximum number of add-on auxiliary contact blocks:





CL00D...CL02D : 2NO or 1NC
 CL03D...CL45D : 1NO and 1NC
 CL05D...CL10D : 4NO or 2NC
 CL05E...CL10E : 4 cont. aux.

Coil with electronic module for contactors CL...E

♦	WD	WE	WF	WH	WJ	WN
Voltage	24	33	48	72	110	220

Different auxiliary contact configurations, contact us.

Three pole contactors. Screw terminal

	Max.oper.current		Admissible power AC3				Electrical endurance Operations	Aux. contacts		Control circuit: Alternating current		Control circuit: Direct current		Control circuit: Coil with electronic module (AC/DC)		
	Non-inductive load AC1 A	Motors <440V, 3 ~ 50/60Hz AC3 A	220V 230V	380V 400V	415V 440V	500V		Cat. AC3	•3/•4	•1/•2	Cat. no. ⁽¹⁾	Pack ⁽³⁾	Cat. no. ⁽¹⁾	Pack ⁽³⁾	Cat. no. ⁽¹⁾	Pack ⁽³⁾
	25	9	2.2 3	4 5.5	4 5.5	5.5 7.5	2x10 ⁶	1 0	0 0	CL00A310T◆ CL00A301T◆	5 5	CL00D310T◆ CL00D301T◆	10 10	- -	- -	
	25	12	3 4	5.5 7.5	5.5 7.5	7.5 10	2x10 ⁶	1 0	0 1	CL01A310T◆ CL01A301T◆	5 5	CL01D310T◆ CL01D301T◆	10 10	- -	- -	
								0 1	CL01A301T◆	5	CL01D301T◆	10	-			
	32	18	4 5.5	7.5 10	7.5 10	10 13.5	1.7x10 ⁶	1 0	0 1	CL02A310T◆ CL02A301T◆	5 5	CL02D310T◆ CL02D301T◆	10 10	- -	- -	
								0 1	CL02A301T◆	5	CL02D301T◆	10	-			
	45	25	7.5 10	11 15	11 15	15 20	1.2x10 ⁶	0 0	0 0	CL25A300T◆	5	CL25D300T◆	10	-	-	
	45	25	7.5 10	12 16	12 16	15 20	2x10 ⁶	1 0	0 1	CL03A310M◆ CL03A301M◆	10 10	CL03D310M◆ CL03D301M◆	10 10	- -	- -	
								0 1	CL03A301M◆	10	CL03D301M◆	10	-			
	60	32	9 12	16 22	16 22	18.5 25	2x10 ⁶	1 0	0 1	CL04A310M◆ CL04A301M◆	10 10	CL04D310M◆ CL04D301M◆	10 10	- -	- -	
								0 1	CL04A301M◆	10	CL04D301M◆	10	-			
	60	40	11 15	18.5 25	22 30	25 34	2x10 ⁶	0 0	0 0	CL45A300M◆	10	CL45D300M◆	10	-	-	
	90	50	15 20	22 30	25 34	30 40	1.8x10 ⁶	0 0	0 0	CL06A300M◆	1	CL06D300M◆	1	CL06E300M◆	1	
	110	65	18.5 25	30 40	37 50	40 55	1.7x10 ⁶	0 0	0 0	CL07A300M◆	1	CL07D300M◆	1	CL07E300M◆	1	
	110	80	22 30	37 50	45 60	45 60	1.5x10 ⁶	0 0	0 0	CL08A300M◆	1	CL08D300M◆	1	CL08E300M◆	1	
	140	95	25 34	45 60	50 68	55 75	1.7x10 ⁶	0 0	0 0	CL09A300M◆	1	CL09D300M◆	1	CL09E300M◆	1	
	140	105	30 40	55 75	55 75	65 88	1.5x10 ⁶	0 0	0 0	CL10A300M◆	1	CL10D300M◆	1	CL10E300M◆	1	
									CL00 - CL25		LB1A ◆	5	LB1D ◆	5	-	-
									CL03 - CL45		LB3A ◆	5	LB3D ◆	5	-	-
									CL06 - CL10		LB4A ◆	5	LB4D ◆	1	-	-
	coil + electronic module CL06E - CL10E														LB4E ◆	1

- (1) To complete the catalogue number, replace the symbol ♦ by the code corresponding to the voltage and frequency of the control circuit (see A.52).
 (2) Equipped with two blocks BCLF
 (3) Multipack, see below

Multipack. Series M and Series CL

To reduce the amount of waste packaging material and to save time during installation, we offer the opportunity to order contactors in a multipack without the individual packaging.

Product	Type	Standard pack	Multipack (1)
Contactors	CL00A...CL25A...	20	40
	CL03...CL45...	10	20

- (1) The quantity ordered must be a multiple of the quantity in each multipack (with the same frame/size and coil voltage)

How to order

For reference numbers, see chapter X, pg. X.4

To order a multipack, add the suffix **MP** to the standard catalogue number

Example	Standard pack	Multipack
	CL03A400MJ	CL03A400MJ MP (20 pieces)

